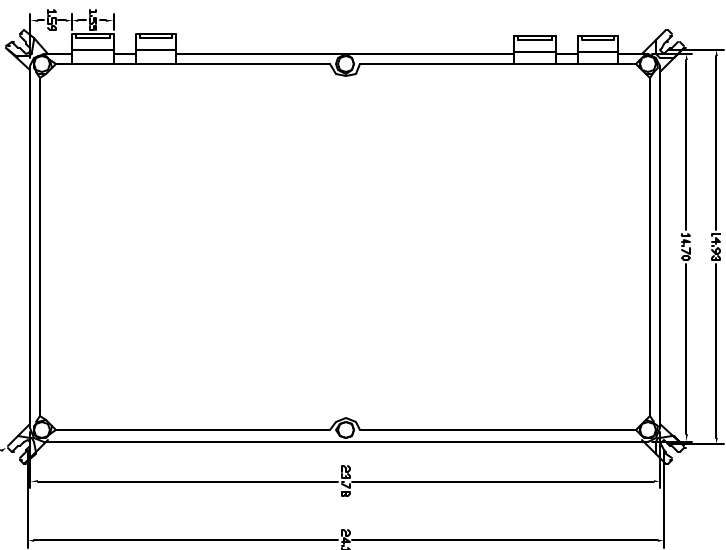
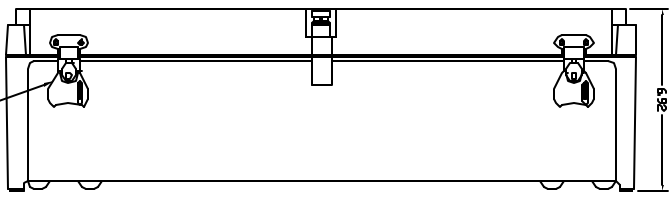


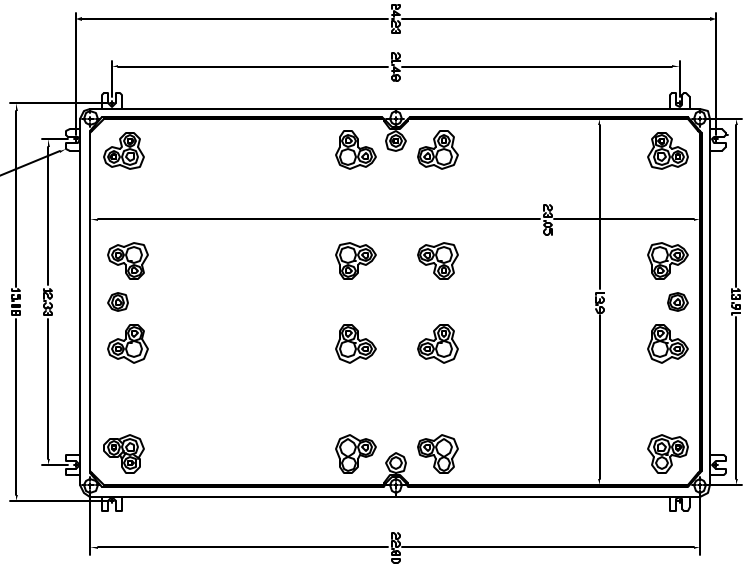
FRONT VIEW



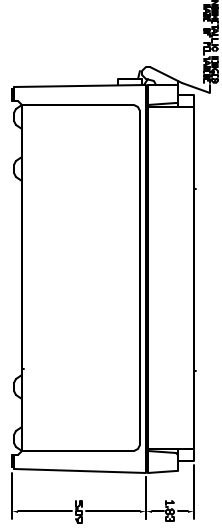
RIGHT SIDE VIEW



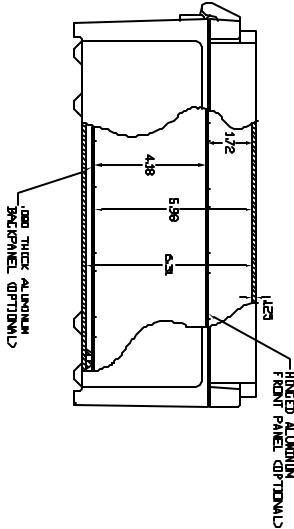
FRONT VIEW COVER REMOVED



END VIEW



SECTION A-A



STAINLESS STEEL MOUNTING FEET, MOUNTED VERTICAL OR HORIZONTAL

- NOTES
1. INCLUDING MOUNTING HOLES (SEE DRAWING)
 2. ALL MOUNTING HOLES ARE SPACED TO CENTER
 3. ALL UNITS ARE 19\"
 4. PANEL MOUNT TYPE 3, 5, 6, 7, 8, 9, 10, 11, 12 AND 13.
 5. SEE DRAWING FOR MOUNTING HOLES - SEE TO 1/8\"
 6. SEE DRAWING FOR MOUNTING HOLES - SEE TO 1/8\"
 7. SEE DRAWING FOR MOUNTING HOLES - SEE TO 1/8\"
 8. CONTACT THE MANUFACTURER FOR THE CORRECT MOUNTING.

THE INFORMATION CONTAINED HEREIN IS THE PROPERTY OF THE MANUFACTURER AND IS NOT TO BE REPRODUCED OR TRANSMITTED IN ANY FORM OR BY ANY MEANS, ELECTRONIC OR MECHANICAL, INCLUDING PHOTOCOPYING, RECORDING, OR BY ANY INFORMATION STORAGE AND RETRIEVAL SYSTEM, WITHOUT THE WRITTEN PERMISSION OF THE MANUFACTURER.	
MODEL NO. 2414R12 SERIAL NO. 123456789 DATE 12/15/2023	MANUFACTURER 12345 INDUSTRIAL BLVD ANYTOWN, CA 94500 (415) 555-1234
VENDOR PART # APO SERIES ENCLOSURE MODEL NO. 2414R12 SERIAL NO. 123456789	CHECKED BY DATE DRAWN BY DATE