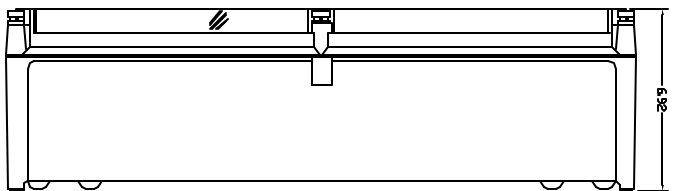
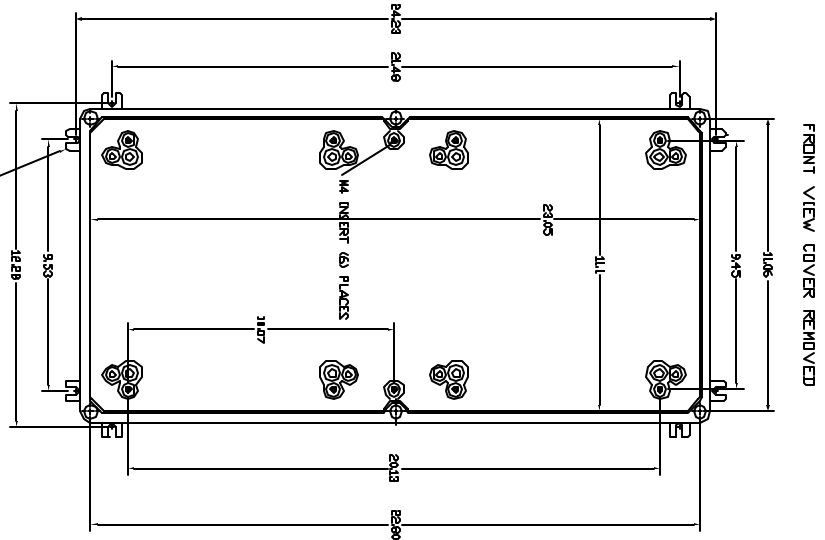


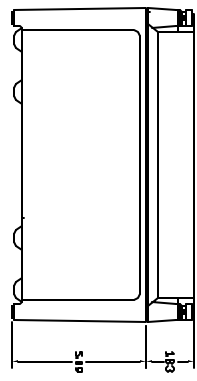
FRONT VIEW



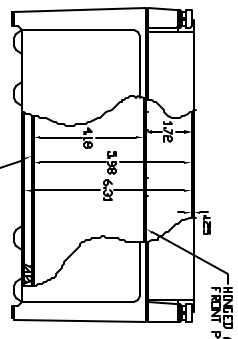
RIGHT SIDE VIEW



FRONT VIEW COVER REMOVED



END VIEW



SECTION A-A

NON-FALLOU MOUNTING FEET MADE OF POLYIMIDE CO

STAINLESS STEEL MOUNTING FEET, REMAIN VERTICAL OR HORIZONTAL

<p>USE THESE DIMENSIONS FOR THE ENCLOSURE TO BE USED IN THE DESIGN OF THE MOUNTING FEET. THE MOUNTING FEET SHOULD BE DESIGNED TO HOLD THE ENCLOSURE IN PLACE AND TO PROVIDE PROPER VENTILATION.</p>	<p>USE THESE DIMENSIONS FOR THE ENCLOSURE TO BE USED IN THE DESIGN OF THE MOUNTING FEET. THE MOUNTING FEET SHOULD BE DESIGNED TO HOLD THE ENCLOSURE IN PLACE AND TO PROVIDE PROPER VENTILATION.</p>	<p>USE THESE DIMENSIONS FOR THE ENCLOSURE TO BE USED IN THE DESIGN OF THE MOUNTING FEET. THE MOUNTING FEET SHOULD BE DESIGNED TO HOLD THE ENCLOSURE IN PLACE AND TO PROVIDE PROPER VENTILATION.</p>
---	---	---

- NOTES
1. INCLUDING MOUNTING FEET (SEE DIM. 1827)
 2. ALL DIMENSIONS UNLESS OTHERWISE SPECIFIED
 3. ALL DIMENSIONS PER MIL. STD. 20 (SEE DIM. 1827)
 4. DIMENSIONS PER MIL. STD. 20 (SEE DIM. 1827)
 5. DIMENSIONS PER MIL. STD. 20 (SEE DIM. 1827)
 6. DIMENSIONS PER MIL. STD. 20 (SEE DIM. 1827)
 7. ALL DIMENSIONS PER MIL. STD. 20 (SEE DIM. 1827)
 8. CONTACT THE MANUFACTURER FOR THE CORRECT MATERIAL.



VME SYSTEMS
A81-241ZDI
APO SERIES ENCLOSURE

DATE	REV	BY	CHKD BY